





Printable Cupcake Toppers

Print this sheet on 8.5x11 bright white card stock or sticker paper. Punch out circles with a round or scalloped 2 inch paper punch.


Use for cupcake toppers, stickers, tags on party favors, place cards, napkin rings, cups or labels for water bottles




Happy Thanksgiving



Happy Thanksgiving






Printable 3 inch Circles

Print this sheet on 8.5x11 bright white card stock or sticker paper. Punch out circles with a round or scalloped 3 inch paper punch.

Use for cupcake toppers, stickers, tags on party favors, place cards, napkin rings, cups or labels for water bottles



lauren haddy DESIGN

Printable DIY 5 inch Cake Topper

Print this sheet on 8.5x11
bright white card stock.

Cut out circle and secure
to lollipop stick with tape or glue.

You can also mount colored
cardstock with the
lollipop stick in between.



lauren haddy DESIGN


Printable DIY 8 inch Cake Topper

Print this sheet on 8.5x11
bright white card stock.


Cut out circle and secure
to lollipop stick with tape or glue.

You can also mount colored
cardstock with the
lollipop stick in between.







I am thankful for...



I am thankful for...





I am thankful for...




I am thankful for...













G




e




A red banner with white polka dots and a yellow border, containing the letter 'T' in brown.


T

A brown banner with white polka dots and a red border, containing the letter 'H' in orange.


H



a



n



K



S